



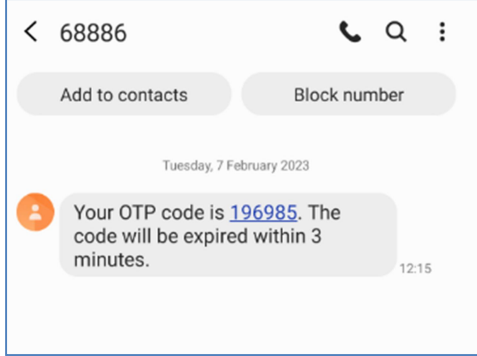
## M&A eStatement Registration Guide

Welcome to M&A eStatement. In order to enroll in M&A eStatement, you need to be an existing client of M&A Securities Sdn Bhd.

Register today and follow the steps below.

Step	Information & Guide
Step 1	<p>Select "First Time User Login" to register for M&amp;A eStatement</p> <div data-bbox="593 589 1155 1160"><p>Log In</p><p><input type="text" value="Login ID"/></p><p><input type="password" value="Password"/></p><p><a href="#">Login</a></p><p><a href="#">Forgot Password</a></p><p>OR</p><p><a href="#">First Time User Login</a></p><p><a href="#">Registration Guide</a></p></div> <p>Note – You need to be an existing client of M&amp;A Securities Sdn Bhd</p>
Step 2	<p>You must register with either Email address or Mobile phone no that exist in our system</p> <div data-bbox="593 1357 1155 1664"><p>Log In</p><p><input type="text" value="Email / Phone"/></p><p><a href="#">Request OTP</a></p></div>



<p>Step 3</p>	<p>i. Register with Email address. An OTP code will be sent to your registered email. Access your email and retrieve the OTP code</p> <div data-bbox="592 344 1246 707"><p><b>OTP code</b></p><p>Sent: To:</p><hr/><p>Dear,</p><p>Your OTP code is 206920 The code will be expired within 12 hours.</p><p>Thank you.</p><p><b>M &amp; A Securities Sdn Bhd</b></p><p>This is a system generated email. No signature is required. Please do not reply.</p></div> <p>ii. Register with Mobile phone no. An OTP code will be sent to your SMS. Access your SMS and retrieve the OTP code</p> <div data-bbox="592 837 1070 1191"></div>
<p>Step 4</p>	<p>Enter the 6-digits OTP Code sent to your Email address or Mobile phone no, then click “Continue” to proceed with OTP authentication</p> <div data-bbox="592 1312 1066 1599"><p>Enter OTP Code</p><p>Your OTP code is sent by Email to</p><input data-bbox="619 1440 1050 1480" type="text"/><p><b>Continue</b></p><p>11 hours and 59 minutes and 58 seconds to resend.</p></div> <div data-bbox="592 1626 1066 1928"><p>Enter OTP Code</p><p>Your OTP code is sent by SMS to</p><input data-bbox="619 1753 1050 1794" type="text"/><p><b>Continue</b></p><p>02 minutes and 57 seconds to resend.</p></div>



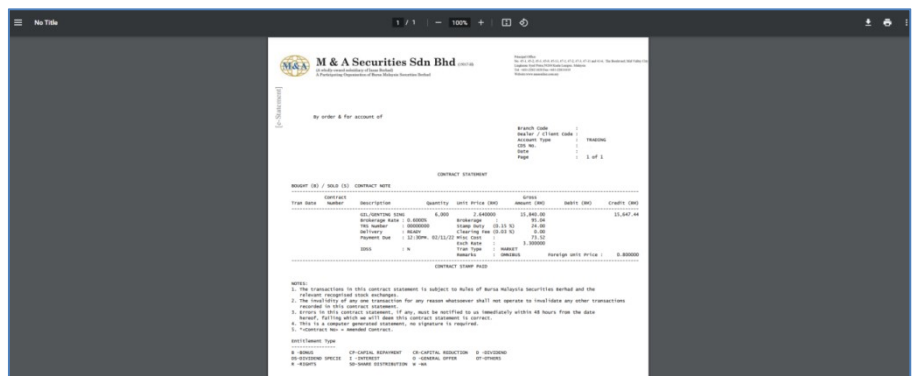
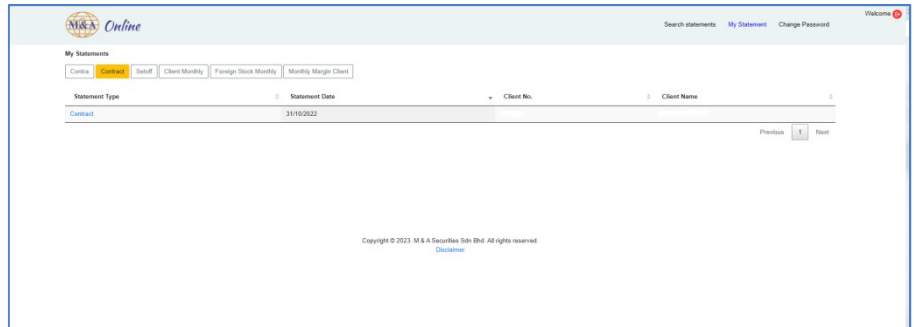
<p>Step 5</p>	<p>Create New Password. Enter your New Password and Confirm Password, and then click “Save” to proceed</p> <div data-bbox="592 347 1150 813"><p>Create New Password</p><p>Your Login ID:</p><p>Password requirements :</p><ul style="list-style-type: none"><li>• Minimum 8 characters in length.</li><li>• At least one lower case letter (a-z).</li><li>• At least one upper case letter (A-Z).</li><li>• At least one number (0-9).</li><li>• At least one special character e.g ( !, @, #, \$, &amp;, % )</li></ul><p>New Password *</p><input type="password"/> <p>Confirm Password *</p><input type="password"/> <p><a href="#">Save</a></p></div>
<p>Step 6</p>	<p>Once password created you will be directed back to Log In screen. You can login into the system by using your registered Email address or Mobile phone no and password</p> <div data-bbox="592 981 1150 1554"><p>Log In</p><input type="text" value="Login ID"/> <input type="password" value="Password"/> <p><a href="#">Login</a></p><p><a href="#">Forgot Password</a></p><p>_____ OR _____</p><input type="text" value="First Time User Login"/> <p><a href="#">Registration Guide</a></p></div>



Step 7

Upon successfully login, you can view your most recent statement in “My Statement”.

You can click on statement name under the Statement type column and a new browser will display the PDF statement. You can view, download or print with Acrobat Reader



Step 8

You can use the search criteria in “Search statements” to search for statement. Under the Search Statements section.

Search criteria is filtered by:

- Statement Type (Contra, Contract, Setoff, Client Monthly, Foreign Stock Monthly and Monthly Margin Client)
- Statement Date Range filter by 1 week, 2 week, 1 month, 3 months and 6 months (based on calendar day)
- Client no

